




## OPERATIONAL EFFECT AND WOMEN PEACEKEEPERS: ADDRESSING THE GENDER IMBALANCE

(as of 28 February 2018)




	Military Observers				Staff Officers				Military Observers and Staff Officers				
	Male	Female	Total	Per cent female	Male	Female	Total	Per cent female	Male	Female	Total	Per cent female	Number of women required to reach 15%
	1,143	105	1,248	8.4%	1,744	164	1,908	8.6%	2,887	269	3,156	8.5%	473
Zimbabwe	5	6	11	54.5%	2	2	4	50.0%	7	8	15	53.3%	2
Philippines	5	5	10	50.0%	0	0	0	0.0%	5	5	10	50.0%	2
Uganda	0	0	0	0.0%	1	1	2	50.0%	1	1	2	50.0%	0
Turkey	1	0	1	0.0%	1	1	2	50.0%	2	1	3	33.3%	0
Ecuador	5	3	8	37.5%	2	0	2	0.0%	7	3	10	30.0%	2
Thailand	5	4	9	44.4%	5	0	5	0.0%	10	4	14	28.6%	2
Peru	16	5	21	23.8%	5	3	8	37.5%	21	8	29	27.6%	4
Australia	10	3	13	23.1%	14	5	19	26.3%	24	8	32	25.0%	5
Zambia	16	5	21	23.8%	18	6	24	25.0%	34	11	45	24.4%	7
Cameroon	5	0	5	0.0%	6	3	9	33.3%	11	3	14	21.4%	2
Estonia	2	1	3	33.3%	2	0	2	0.0%	4	1	5	20.0%	1
Liberia	0	0	0	0.0%	4	1	5	20.0%	4	1	5	20.0%	1
Mexico	3	1	4	25.0%	1	0	1	0.0%	4	1	5	20.0%	1
Moldova	6	2	8	25.0%	2	0	2	0.0%	8	2	10	20.0%	2
Argentina	6	0	6	0.0%	11	4	15	26.7%	17	4	21	19.0%	3
Denmark	8	3	11	27.3%	10	1	11	9.1%	18	4	22	18.2%	3
India	37	6	43	14.0%	71	17	88	19.3%	108	23	131	17.6%	20
South Africa	10	6	16	37.5%	23	1	24	4.2%	33	7	40	17.5%	6
Kenya	24	3	27	11.1%	41	10	51	19.6%	65	13	78	16.7%	12
Nigeria	29	6	35	17.1%	28	5	33	15.2%	57	11	68	16.2%	10
Czech Republic	8	1	9	11.1%	3	1	4	25.0%	11	2	13	15.4%	2
Mongolia	9	5	14	35.7%	19	0	19	0.0%	28	5	33	15.2%	5
Namibia	7	0	7	0.0%	5	2	7	28.6%	12	2	14	14.3%	2
Tanzania	6	0	6	0.0%	30	6	36	16.7%	36	6	42	14.3%	6

Contributing 14% or more women peacekeepers  
 Contributing 0.1 % or more women peacekeepers  
 Not contributing women peacekeepers

	Military Observers				Staff Officers				Military Observers and Staff Officers				
	Male	Female	Total	Per cent female	Male	Female	Total	Per cent female	Male	Female	Total	Per cent female	Number of women required to reach 15%
Sierra Leone	7	1	8	12.5%	12	2	14	14.3%	19	3	22	13.6%	3
Sri Lanka	16	4	20	20.0%	23	2	25	8.0%	39	6	45	13.3%	7
Ghana	38	7	45	15.6%	64	8	72	11.1%	102	15	117	12.8%	18
United States of America	2	0	2	0.0%	39	6	45	13.3%	41	6	47	12.8%	7
Norway	12	1	13	7.7%	16	3	19	15.8%	28	4	32	12.5%	5
Viet Nam	3	0	3	0.0%	4	1	5	20.0%	7	1	8	12.5%	1
Chad	0	0	0	0.0%	16	2	18	11.1%	16	2	18	11.1%	3
Netherlands	10	1	11	9.1%	14	2	16	12.5%	24	3	27	11.1%	4
Fiji	4	0	4	0.0%	13	2	15	13.3%	17	2	19	10.5%	3
Sweden	18	0	18	0.0%	8	3	11	27.3%	26	3	29	10.3%	4
Côte d'Ivoire	0	0	0	0.0%	9	1	10	10.0%	9	1	10	10.0%	2
Ethiopia	49	3	52	5.8%	104	14	118	11.9%	153	17	170	10.0%	26
United Kingdom	0	0	0	0.0%	28	3	31	9.7%	28	3	31	9.7%	5
Benin	5	0	5	0.0%	15	2	17	11.8%	20	2	22	9.1%	3
Canada	10	0	10	0.0%	10	2	12	16.7%	20	2	22	9.1%	3
Republic of Korea	12	1	13	7.7%	9	1	10	10.0%	21	2	23	8.7%	3
Bangladesh	29	0	29	0.0%	81	10	91	11.0%	110	10	120	8.3%	18
Ukraine	15	1	16	6.3%	7	1	8	12.5%	22	2	24	8.3%	4
Russian Federation	40	4	44	9.1%	5	0	5	0.0%	45	4	49	8.2%	7
Burundi	14	1	15	6.7%	21	2	23	8.7%	35	3	38	7.9%	6
Malawi	5	0	5	0.0%	7	1	8	12.5%	12	1	13	7.7%	2
Togo	10	2	12	16.7%	27	1	28	3.6%	37	3	40	7.5%	6
Nepal	46	4	50	8.0%	80	6	86	7.0%	126	10	136	7.4%	20
Ireland	14	1	15	6.7%	24	2	26	7.7%	38	3	41	7.3%	6
Romania	23	1	24	4.2%	4	1	5	20.0%	27	2	29	6.9%	4
Finland	17	2	19	10.5%	12	0	12	0.0%	29	2	31	6.5%	5
Croatia	15	1	16	6.3%	1	0	1	0.0%	16	1	17	5.9%	3
Belgium	2	0	2	0.0%	15	1	16	6.3%	17	1	18	5.6%	3
Morocco	5	0	5	0.0%	14	1	15	6.7%	19	1	20	5.0%	3
Tunisia	17	0	17	0.0%	2	1	3	33.3%	19	1	20	5.0%	3
Hungary	8	1	9	11.1%	12	0	12	0.0%	20	1	21	4.8%	3
Bhutan	11	1	12	8.3%	13	0	13	0.0%	24	1	25	4.0%	4
Italy	2	0	2	0.0%	22	1	23	4.3%	24	1	25	4.0%	4
Cambodia	12	0	12	0.0%	14	1	15	6.7%	26	1	27	3.7%	4
France	2	0	2	0.0%	51	2	53	3.8%	53	2	55	3.6%	8
Rwanda	30	3	33	9.1%	91	1	92	1.1%	121	4	125	3.2%	19
Pakistan	55	0	55	0.0%	69	4	73	5.5%	124	4	128	3.1%	19
Brazil	20	0	20	0.0%	14	1	15	6.7%	34	1	35	2.9%	5
Indonesia	31	0	31	0.0%	43	2	45	4.4%	74	2	76	2.6%	11
Germany	15	0	15	0.0%	25	1	26	3.8%	40	1	41	2.4%	6
Egypt	56	0	56	0.0%	62	1	63	1.6%	118	1	119	0.8%	18

 Contributing 14% or more women peacekeepers  
 Contributing 0.1% or more women peacekeepers  
 Not contributing women peacekeepers

	Military Observers				Staff Officers				Military Observers and Staff Officers				
	Male	Female	Total	Per cent female	Male	Female	Total	Per cent female	Male	Female	Total	Per cent female	Number of women required to reach 15%
Armenia	0	0	0	0.0%	2	0	2	0.0%	2	0	2	0.0%	0
Austria	9	0	9	0.0%	13	0	13	0.0%	22	0	22	0.0%	3
Belarus	0	0	0	0.0%	1	0	1	0.0%	1	0	1	0.0%	0
Bolivia	12	0	12	0.0%	2	0	2	0.0%	14	0	14	0.0%	2
Bosnia and Herzegovina	3	0	3	0.0%	2	0	2	0.0%	5	0	5	0.0%	1
Brunei Darussalam	0	0	0	0.0%	0	0	0	0.0%	0	0	0	0.0%	0
Burkina Faso	11	0	11	0.0%	34	0	34	0.0%	45	0	45	0.0%	7
Chile	5	0	5	0.0%	3	0	3	0.0%	8	0	8	0.0%	1
China	19	0	19	0.0%	43	0	43	0.0%	62	0	62	0.0%	9
Colombia	2	0	2	0.0%	1	0	1	0.0%	3	0	3	0.0%	0
Congo	6	0	6	0.0%	11	0	11	0.0%	17	0	17	0.0%	3
Cyprus	0	0	0	0.0%	2	0	2	0.0%	2	0	2	0.0%	0
Djibouti	2	0	2	0.0%	0	0	0	0.0%	2	0	2	0.0%	0
El Salvador	4	0	4	0.0%	3	0	3	0.0%	7	0	7	0.0%	1
Gabon	0	0	0	0.0%	1	0	1	0.0%	1	0	1	0.0%	0
Gambia	3	0	3	0.0%	9	0	9	0.0%	12	0	12	0.0%	2
Greece	0	0	0	0.0%	1	0	1	0.0%	1	0	1	0.0%	0
Guatemala	5	0	5	0.0%	10	0	10	0.0%	15	0	15	0.0%	2
Guinea	10	0	10	0.0%	11	0	11	0.0%	21	0	21	0.0%	3
Honduras	12	0	12	0.0%	0	0	0	0.0%	12	0	12	0.0%	2
Iran	3	0	3	0.0%	1	0	1	0.0%	4	0	4	0.0%	1
Japan	0	0	0	0.0%	4	0	4	0.0%	4	0	4	0.0%	1
Jordan	19	0	19	0.0%	34	0	34	0.0%	53	0	53	0.0%	8
Kazakhstan	3	0	3	0.0%	0	0	0	0.0%	3	0	3	0.0%	0
Kyrgyzstan	4	0	4	0.0%	2	0	2	0.0%	6	0	6	0.0%	1
Latvia	0	0	0	0.0%	1	0	1	0.0%	1	0	1	0.0%	0
Lithuania	1	0	1	0.0%	4	0	4	0.0%	5	0	5	0.0%	1
Malaysia	5	0	5	0.0%	20	0	20	0.0%	25	0	25	0.0%	4
Mali	1	0	1	0.0%	0	0	0	0.0%	1	0	1	0.0%	0
Mauritania	9	0	9	0.0%	13	0	13	0.0%	22	0	22	0.0%	3
Montenegro	2	0	2	0.0%	0	0	0	0.0%	2	0	2	0.0%	0
Myanmar	0	0	0	0.0%	2	0	2	0.0%	2	0	2	0.0%	0
New Zealand	10	0	10	0.0%	1	0	1	0.0%	11	0	11	0.0%	2
Niger	14	0	14	0.0%	20	0	20	0.0%	34	0	34	0.0%	5
Papua New Guinea	3	0	3	0.0%	1	0	1	0.0%	4	0	4	0.0%	1
Paraguay	12	0	12	0.0%	1	0	1	0.0%	13	0	13	0.0%	2
Poland	5	0	5	0.0%	0	0	0	0.0%	5	0	5	0.0%	1
Portugal	0	0	0	0.0%	3	0	3	0.0%	3	0	3	0.0%	0
Qatar	0	0	0	0.0%	2	0	2	0.0%	2	0	2	0.0%	0
Senegal	4	0	4	0.0%	32	0	32	0.0%	36	0	36	0.0%	5
Serbia	3	0	3	0.0%	9	0	9	0.0%	12	0	12	0.0%	2
Slovakia	2	0	2	0.0%	9	0	9	0.0%	11	0	11	0.0%	2
Slovenia	3	0	3	0.0%	0	0	0	0.0%	3	0	3	0.0%	0
Spain	0	0	0	0.0%	17	0	17	0.0%	17	0	17	0.0%	3
Switzerland	19	0	19	0.0%	5	0	5	0.0%	24	0	24	0.0%	4
The former Yugoslav Republic of Macedonia	0	0	0	0.0%	1	0	1	0.0%	1	0	1	0.0%	0
Uruguay	8	0	8	0.0%	7	0	7	0.0%	15	0	15	0.0%	2
Yemen	7	0	7	0.0%	2	0	2	0.0%	9	0	9	0.0%	1

 Contributing 14% or more women peacekeepers  
 Contributing 0.1 % or more women peacekeepers  
 Not contributing women peacekeepers