







# OPERATIONAL EFFECT AND WOMEN PEACEKEEPERS: ADDRESSING THE GENDER IMBALANCE

(as of 31 July 2018)




	Military Observers				Staff Officers				Military Observers and Staff Officers				Number of women required to reach 15%
	Male	Female	Total	Per cent female	Male	Female	Total	Per cent female	Male	Female	Total	Per cent female	
	1,159	154	1,313	11.7%	1,822	199	2,021	9.8%	2,981	353	3,334	10.6%	500
Dominican Republic	1	2	3	66.7%	0	0	0	0.0%	1	2	3	66.7%	0
Philippines	5	5	10	50.0%	0	0	0	0.0%	5	5	10	50.0%	2
Zimbabwe	6	5	11	45.5%	2	3	5	60.0%	8	8	16	50.0%	2
Peru	8	4	12	33.3%	5	3	8	37.5%	13	7	20	35.0%	3
South Africa	9	6	15	40.0%	15	3	18	16.7%	24	9	33	27.3%	5
Ecuador	4	2	6	33.3%	2	0	2	0.0%	6	2	8	25.0%	1
Japan	0	0	0	0.0%	3	1	4	25.0%	3	1	4	25.0%	1
Malawi	3	1	4	25.0%	6	2	8	25.0%	9	3	12	25.0%	2
Uganda	2	0	2	0.0%	1	1	2	50.0%	3	1	4	25.0%	1
Thailand	5	5	10	50.0%	11	0	11	0.0%	16	5	21	23.8%	3
Cameroon	5	2	7	28.6%	8	2	10	20.0%	13	4	17	23.5%	3
Australia	11	2	13	15.4%	14	5	19	26.3%	25	7	32	21.9%	5
Romania	13	2	15	13.3%	6	3	9	33.3%	19	5	24	20.8%	4
Ghana	30	9	39	23.1%	63	15	78	19.2%	93	24	117	20.5%	18
United States of America	3	0	3	0.0%	32	9	41	22.0%	35	9	44	20.5%	7
Estonia	2	1	3	33.3%	2	0	2	0.0%	4	1	5	20.0%	1
Mexico	9	3	12	25.0%	3	0	3	0.0%	12	3	15	20.0%	2
Moldova, Republic of	6	2	8	25.0%	2	0	2	0.0%	8	2	10	20.0%	2
Benin	4	3	7	42.9%	17	2	19	10.5%	21	5	26	19.2%	4
Zambia	21	2	23	8.7%	18	7	25	28.0%	39	9	48	18.8%	7
Nigeria	24	8	32	25.0%	29	4	33	12.1%	53	12	65	18.5%	10
Ethiopia	70	25	95	26.3%	96	12	108	11.1%	166	37	203	18.2%	30
Czech Republic	7	1	8	12.5%	2	1	3	33.3%	9	2	11	18.2%	2
Belgium	1	0	1	0.0%	9	2	11	18.2%	10	2	12	16.7%	2
Portugal	2	1	3	33.3%	3	0	3	0.0%	5	1	6	16.7%	1
Sri Lanka	14	4	18	22.2%	17	2	19	10.5%	31	6	37	16.2%	6
Mongolia	7	3	10	30.0%	19	2	21	9.5%	26	5	31	16.1%	5
Cambodia	7	2	9	22.2%	14	2	16	12.5%	21	4	25	16.0%	4
United Republic of Tanzania	11	2	13	15.4%	37	7	44	15.9%	48	9	57	15.8%	9
Finland	14	3	17	17.6%	8	1	9	11.1%	22	4	26	15.4%	4
New Zealand	10	0	10	0.0%	1	2	3	66.7%	11	2	13	15.4%	2
India	39	4	43	9.3%	83	18	101	17.8%	122	22	144	15.3%	22
Honduras	12	2	14	14.3%	0	0	0	0.0%	12	2	14	14.3%	2
Netherlands	11	1	12	8.3%	13	3	16	18.8%	24	4	28	14.3%	4

 Contributing 14% or more women peacekeepers  
 Contributing 0.1 % or more women peacekeepers  
 Not contributing women peacekeepers

	Military Observers				Staff Officers				Military Observers and Staff Officers				
	Male	Female	Total	Per cent female	Male	Female	Total	Per cent female	Male	Female	Total	Per cent female	Number of women required to reach 15%
Kenya	21	2	23	8.7%	37	7	44	15.9%	58	9	67	13.4%	10
Argentina	16	0	16	0.0%	10	4	14	28.6%	26	4	30	13.3%	5
Republic of Korea	11	3	14	21.4%	11	0	11	0.0%	22	3	25	12.0%	4
Sierra Leone	6	2	8	25.0%	16	1	17	5.9%	22	3	25	12.0%	4
Russian Federation	32	5	37	13.5%	5	0	5	0.0%	37	5	42	11.9%	6
Nepal	37	7	44	15.9%	94	10	104	9.6%	131	17	148	11.5%	22
Brazil	19	2	21	9.5%	21	3	24	12.5%	40	5	45	11.1%	7
Tunisia	3	0	3	0.0%	13	2	15	13.3%	16	2	18	11.1%	3
Sweden	16	1	17	5.9%	9	2	11	18.2%	25	3	28	10.7%	4
Bolivia	17	2	19	10.5%	1	0	1	0.0%	18	2	20	10.0%	3
Fiji	4	0	4	0.0%	14	2	16	12.5%	18	2	20	10.0%	3
Viet Nam	5	0	5	0.0%	4	1	5	20.0%	9	1	10	10.0%	2
Norway	13	0	13	0.0%	15	3	18	16.7%	28	3	31	9.7%	5
Morocco	2	0	2	0.0%	17	2	19	10.5%	19	2	21	9.5%	3
Jordan	12	2	14	14.3%	36	3	39	7.7%	48	5	53	9.4%	8
Bangladesh	35	0	35	0.0%	94	12	106	11.3%	129	12	141	8.5%	21
Burundi	15	1	16	6.3%	21	2	23	8.7%	36	3	39	7.7%	6
Togo	10	2	12	16.7%	27	1	28	3.6%	37	3	40	7.5%	6
Ireland	14	2	16	12.5%	24	1	25	4.0%	38	3	41	7.3%	6
Chad	3	0	3	0.0%	23	2	25	8.0%	26	2	28	7.1%	4
Côte d'Ivoire	2	0	2	0.0%	11	1	12	8.3%	13	1	14	7.1%	2
Pakistan	47	0	47	0.0%	82	9	91	9.9%	129	9	138	6.5%	21
United Kingdom	4	0	4	0.0%	25	2	27	7.4%	29	2	31	6.5%	5
Croatia	15	1	16	6.3%	1	0	1	0.0%	16	1	17	5.9%	3
Rwanda	39	4	43	9.3%	93	4	97	4.1%	132	8	140	5.7%	21
Germany	16	0	16	0.0%	25	2	27	7.4%	41	2	43	4.7%	6
Canada	9	0	9	0.0%	12	1	13	7.7%	21	1	22	4.5%	3
Denmark	10	1	11	9.1%	11	0	11	0.0%	21	1	22	4.5%	3
Austria	9	0	9	0.0%	13	1	14	7.1%	22	1	23	4.3%	3
Malaysia	8	1	9	11.1%	16	0	16	0.0%	24	1	25	4.0%	4
Ukraine	18	1	19	5.3%	6	0	6	0.0%	24	1	25	4.0%	4
Bhutan	12	1	13	7.7%	13	0	13	0.0%	25	1	26	3.8%	4
Switzerland	18	0	18	0.0%	7	1	8	12.5%	25	1	26	3.8%	4
Italy	4	0	4	0.0%	22	1	23	4.3%	26	1	27	3.7%	4
Egypt	71	0	71	0.0%	64	4	68	5.9%	135	4	139	2.9%	21
Senegal	2	0	2	0.0%	37	1	38	2.6%	39	1	40	2.5%	6
China	30	2	32	6.3%	51	0	51	0.0%	81	2	83	2.4%	12
France	2	0	2	0.0%	48	1	49	2.0%	50	1	51	2.0%	8
Indonesia	27	0	27	0.0%	41	1	42	2.4%	68	1	69	1.4%	10

 Contributing 14% or more women peacekeepers  
 Contributing 0.1 % or more women peacekeepers  
 Not contributing women peacekeepers

	Military Observers				Staff Officers				Military Observers and Staff Officers				Number of women required to reach 15%
	Male	Female	Total	Per cent female	Male	Female	Total	Per cent female	Male	Female	Total	Per cent female	
Algeria	3	0	3	0.0%	0	0	0	0.0%	3	0	3	0.0%	0
Armenia	0	0	0	0.0%	2	0	2	0.0%	2	0	2	0.0%	0
Belarus	0	0	0	0.0%	1	0	1	0.0%	1	0	1	0.0%	0
Bosnia and Herzegovina	3	0	3	0.0%	2	0	2	0.0%	5	0	5	0.0%	1
Brunei Darussalam	0	0	0	0.0%	0	0	0	0.0%	0	0	0	0.0%	0
Burkina Faso	9	0	9	0.0%	28	0	28	0.0%	37	0	37	0.0%	6
Chile	5	0	5	0.0%	0	0	0	0.0%	5	0	5	0.0%	1
Colombia	2	0	2	0.0%	1	0	1	0.0%	3	0	3	0.0%	0
Congo	3	0	3	0.0%	11	0	11	0.0%	14	0	14	0.0%	2
Cuba	3	0	3	0.0%	0	0	0	0.0%	3	0	3	0.0%	0
Cyprus	0	0	0	0.0%	2	0	2	0.0%	2	0	2	0.0%	0
Djibouti	2	0	2	0.0%	0	0	0	0.0%	2	0	2	0.0%	0
El Salvador	6	0	6	0.0%	3	0	3	0.0%	9	0	9	0.0%	1
Gabon	0	0	0	0.0%	1	0	1	0.0%	1	0	1	0.0%	0
Gambia	4	0	4	0.0%	8	0	8	0.0%	12	0	12	0.0%	2
Greece	0	0	0	0.0%	1	0	1	0.0%	1	0	1	0.0%	0
Guatemala	9	0	9	0.0%	15	0	15	0.0%	24	0	24	0.0%	4
Guinea	10	0	10	0.0%	18	0	18	0.0%	28	0	28	0.0%	4
Hungary	8	0	8	0.0%	12	0	12	0.0%	20	0	20	0.0%	3
Iran (Islamic Republic of)	3	0	3	0.0%	1	0	1	0.0%	4	0	4	0.0%	1
Kazakhstan	5	0	5	0.0%	0	0	0	0.0%	5	0	5	0.0%	1
Kyrgyzstan	3	0	3	0.0%	2	0	2	0.0%	5	0	5	0.0%	1
Latvia	0	0	0	0.0%	1	0	1	0.0%	1	0	1	0.0%	0
Liberia	0	0	0	0.0%	9	0	9	0.0%	9	0	9	0.0%	1
Lithuania	1	0	1	0.0%	4	0	4	0.0%	5	0	5	0.0%	1
Mali	1	0	1	0.0%	0	0	0	0.0%	1	0	1	0.0%	0
Mauritania	7	0	7	0.0%	16	0	16	0.0%	23	0	23	0.0%	3
Montenegro	2	0	2	0.0%	0	0	0	0.0%	2	0	2	0.0%	0
Myanmar	1	0	1	0.0%	0	0	0	0.0%	1	0	1	0.0%	0
Namibia	7	0	7	0.0%	5	0	5	0.0%	12	0	12	0.0%	2
Niger	5	0	5	0.0%	15	0	15	0.0%	20	0	20	0.0%	3
Papua New Guinea	3	0	3	0.0%	1	0	1	0.0%	4	0	4	0.0%	1
Paraguay	12	0	12	0.0%	2	0	2	0.0%	14	0	14	0.0%	2
Poland	5	0	5	0.0%	0	0	0	0.0%	5	0	5	0.0%	1
Qatar	0	0	0	0.0%	2	0	2	0.0%	2	0	2	0.0%	0
Serbia	3	0	3	0.0%	9	0	9	0.0%	12	0	12	0.0%	2
Slovakia	2	0	2	0.0%	9	0	9	0.0%	11	0	11	0.0%	2
Slovenia	3	0	3	0.0%	0	0	0	0.0%	3	0	3	0.0%	0
Spain	5	0	5	0.0%	16	0	16	0.0%	21	0	21	0.0%	3
The former Yugoslav Republic of Macedonia	0	0	0	0.0%	1	0	1	0.0%	1	0	1	0.0%	0
Turkey	2	0	2	0.0%	2	0	2	0.0%	4	0	4	0.0%	1
Uruguay	11	0	11	0.0%	11	0	11	0.0%	22	0	22	0.0%	3
Yemen	1	0	1	0.0%	0	0	0	0.0%	1	0	1	0.0%	0

 Contributing 14% or more women peacekeepers  
 Contributing 0.1 % or more women peacekeepers  
 Not contributing women peacekeepers