







OPERATIONAL EFFECT AND WOMEN PEACEKEEPERS: ADDRESSING THE GENDER IMBALANCE

(as of 31 December 2018)




| Country | Military Observers | | | | Staff Officers | | | | Military Observers and Staff Officers | | | | |
|--------------------|--------------------|--------|-------|-----------------|----------------|--------|-------|-----------------|---------------------------------------|--------|-------|-----------------|---------------------------------------|
| | Male | Female | Total | Per cent female | Male | Female | Total | Per cent female | Male | Female | Total | Per cent female | Number of women required to reach 15% |
| | 1,170 | 172 | 1,342 | 12.8% | 1,744 | 238 | 1,982 | 12.0% | 2,914 | 410 | 3,324 | 12.3% | 499 |
| Latvia | 0 | 0 | 0 | 0.0% | 0 | 1 | 1 | 100.0% | 0 | 1 | 1 | 100.0% | 0 |
| Dominican Republic | 1 | 2 | 3 | 66.7% | 0 | 0 | 0 | 0.0% | 1 | 2 | 3 | 66.7% | 0 |
| Zimbabwe | 3 | 3 | 6 | 50.0% | 1 | 2 | 3 | 66.7% | 4 | 5 | 9 | 55.6% | 1 |
| Philippines | 6 | 4 | 10 | 40.0% | 0 | 0 | 0 | 0.0% | 6 | 4 | 10 | 40.0% | 2 |
| Czech Republic | 7 | 2 | 9 | 22.2% | 3 | 4 | 7 | 57.1% | 10 | 6 | 16 | 37.5% | 2 |
| Ecuador | 4 | 3 | 7 | 42.9% | 2 | 0 | 2 | 0.0% | 6 | 3 | 9 | 33.3% | 1 |
| Mali | 2 | 1 | 3 | 33.3% | 0 | 0 | 0 | 0.0% | 2 | 1 | 3 | 33.3% | 0 |
| Moldova | 6 | 4 | 10 | 40.0% | 3 | 0 | 3 | 0.0% | 9 | 4 | 13 | 30.8% | 2 |
| Australia | 10 | 2 | 12 | 16.7% | 13 | 6 | 19 | 31.6% | 23 | 8 | 31 | 25.8% | 5 |
| Cameroon | 5 | 2 | 7 | 28.6% | 4 | 1 | 5 | 20.0% | 9 | 3 | 12 | 25.0% | 2 |
| Estonia | 1 | 1 | 2 | 50.0% | 2 | 0 | 2 | 0.0% | 3 | 1 | 4 | 25.0% | 1 |
| Japan | 0 | 0 | 0 | 0.0% | 3 | 1 | 4 | 25.0% | 3 | 1 | 4 | 25.0% | 1 |
| Mexico | 9 | 3 | 12 | 25.0% | 3 | 1 | 4 | 25.0% | 12 | 4 | 16 | 25.0% | 2 |
| Peru | 15 | 4 | 19 | 21.1% | 9 | 4 | 13 | 30.8% | 24 | 8 | 32 | 25.0% | 5 |
| Poland | 6 | 2 | 8 | 25.0% | 0 | 0 | 0 | 0.0% | 6 | 2 | 8 | 25.0% | 1 |
| Mongolia | 9 | 6 | 15 | 40.0% | 16 | 2 | 18 | 11.1% | 25 | 8 | 33 | 24.2% | 5 |
| Netherlands | 11 | 1 | 12 | 8.3% | 11 | 6 | 17 | 35.3% | 22 | 7 | 29 | 24.1% | 4 |
| Ethiopia | 74 | 26 | 100 | 26.0% | 92 | 22 | 114 | 19.3% | 166 | 48 | 214 | 22.4% | 32 |
| Ghana | 34 | 9 | 43 | 20.9% | 61 | 15 | 76 | 19.7% | 95 | 24 | 119 | 20.2% | 18 |
| Kazakhstan | 4 | 1 | 5 | 20.0% | 0 | 0 | 0 | 0.0% | 4 | 1 | 5 | 20.0% | 1 |
| Romania | 10 | 1 | 11 | 9.1% | 6 | 3 | 9 | 33.3% | 16 | 4 | 20 | 20.0% | 3 |
| Uganda | 2 | 1 | 3 | 33.3% | 2 | 0 | 2 | 0.0% | 4 | 1 | 5 | 20.0% | 1 |
| Norway | 11 | 1 | 12 | 8.3% | 14 | 5 | 19 | 26.3% | 25 | 6 | 31 | 19.4% | 5 |
| Thailand | 5 | 2 | 7 | 28.6% | 8 | 1 | 9 | 11.1% | 13 | 3 | 16 | 18.8% | 2 |
| Denmark | 8 | 3 | 11 | 27.3% | 10 | 1 | 11 | 9.1% | 18 | 4 | 22 | 18.2% | 3 |
| Sierra Leone | 8 | 4 | 12 | 33.3% | 19 | 2 | 21 | 9.5% | 27 | 6 | 33 | 18.2% | 5 |
| Slovakia | 2 | 0 | 2 | 0.0% | 7 | 2 | 9 | 22.2% | 9 | 2 | 11 | 18.2% | 2 |
| Cambodia | 8 | 3 | 11 | 27.3% | 15 | 2 | 17 | 11.8% | 23 | 5 | 28 | 17.9% | 4 |
| Tanzania | 12 | 1 | 13 | 7.7% | 34 | 9 | 43 | 20.9% | 46 | 10 | 56 | 17.9% | 8 |
| Malawi | 7 | 1 | 8 | 12.5% | 7 | 2 | 9 | 22.2% | 14 | 3 | 17 | 17.6% | 3 |
| Bhutan | 8 | 4 | 12 | 33.3% | 11 | 0 | 11 | 0.0% | 19 | 4 | 23 | 17.4% | 3 |
| Nigeria | 24 | 7 | 31 | 22.6% | 24 | 3 | 27 | 11.1% | 48 | 10 | 58 | 17.2% | 9 |
| Sri Lanka | 13 | 4 | 17 | 23.5% | 16 | 2 | 18 | 11.1% | 29 | 6 | 35 | 17.1% | 5 |
| Cuba | 5 | 1 | 6 | 16.7% | 0 | 0 | 0 | 0.0% | 5 | 1 | 6 | 16.7% | 1 |
| Finland | 11 | 4 | 15 | 26.7% | 9 | 0 | 9 | 0.0% | 20 | 4 | 24 | 16.7% | 4 |
| Gambia | 3 | 1 | 4 | 25.0% | 7 | 1 | 8 | 12.5% | 10 | 2 | 12 | 16.7% | 2 |
| United Kingdom | 4 | 0 | 4 | 0.0% | 21 | 5 | 26 | 19.2% | 25 | 5 | 30 | 16.7% | 5 |
| Burundi | 11 | 2 | 13 | 15.4% | 15 | 3 | 18 | 16.7% | 26 | 5 | 31 | 16.1% | 5 |
| South Africa | 5 | 1 | 6 | 16.7% | 16 | 3 | 19 | 15.8% | 21 | 4 | 25 | 16.0% | 4 |
| Jordan | 11 | 4 | 15 | 26.7% | 26 | 3 | 29 | 10.3% | 37 | 7 | 44 | 15.9% | 7 |
| Kenya | 20 | 0 | 20 | 0.0% | 34 | 10 | 44 | 22.7% | 54 | 10 | 64 | 15.6% | 10 |
| Zambia | 26 | 1 | 27 | 3.7% | 19 | 7 | 26 | 26.9% | 45 | 8 | 53 | 15.1% | 8 |

 Contributing 14% or more women peacekeepers
 Contributing 0.1% or more women peacekeepers
 Not contributing women peacekeepers

| Country | Military Observers | | | | Staff Officers | | | | Military Observers and Staff Officers | | | | |
|--------------------|--------------------|--------|-------|-----------------|----------------|--------|-------|-----------------|---------------------------------------|--------|-------|-----------------|---------------------------------------|
| | Male | Female | Total | Per cent female | Male | Female | Total | Per cent female | Male | Female | Total | Per cent female | Number of women required to reach 15% |
| Nepal | 32 | 6 | 38 | 15.8% | 90 | 15 | 105 | 14.3% | 122 | 21 | 143 | 14.7% | 21 |
| Fiji | 2 | 0 | 2 | 0.0% | 10 | 2 | 12 | 16.7% | 12 | 2 | 14 | 14.3% | 2 |
| Honduras | 12 | 2 | 14 | 14.3% | 0 | 0 | 0 | 0.0% | 12 | 2 | 14 | 14.3% | 2 |
| Hungary | 7 | 2 | 9 | 22.2% | 11 | 1 | 12 | 8.3% | 18 | 3 | 21 | 14.3% | 3 |
| Uruguay | 14 | 0 | 14 | 0.0% | 12 | 4 | 16 | 25.0% | 26 | 4 | 30 | 13.3% | 5 |
| Brazil | 19 | 3 | 22 | 13.6% | 21 | 3 | 24 | 12.5% | 40 | 6 | 46 | 13.0% | 7 |
| USA | 4 | 0 | 4 | 0.0% | 37 | 6 | 43 | 14.0% | 41 | 6 | 47 | 12.8% | 7 |
| Pakistan | 46 | 0 | 46 | 0.0% | 64 | 16 | 80 | 20.0% | 110 | 16 | 126 | 12.7% | 19 |
| Côte d'Ivoire | 2 | 2 | 4 | 50.0% | 12 | 0 | 12 | 0.0% | 14 | 2 | 16 | 12.5% | 2 |
| Republic of Korea | 10 | 3 | 13 | 23.1% | 11 | 0 | 11 | 0.0% | 21 | 3 | 24 | 12.5% | 4 |
| Tunisia | 8 | 0 | 8 | 0.0% | 13 | 3 | 16 | 18.8% | 21 | 3 | 24 | 12.5% | 4 |
| India | 44 | 5 | 49 | 10.2% | 91 | 14 | 105 | 13.3% | 135 | 19 | 154 | 12.3% | 23 |
| Benin | 9 | 3 | 12 | 25.0% | 20 | 1 | 21 | 4.8% | 29 | 4 | 33 | 12.1% | 5 |
| Portugal | 1 | 1 | 2 | 50.0% | 7 | 0 | 7 | 0.0% | 8 | 1 | 9 | 11.1% | 1 |
| Guatemala | 9 | 3 | 12 | 25.0% | 16 | 0 | 16 | 0.0% | 25 | 3 | 28 | 10.7% | 4 |
| Viet Nam | 5 | 0 | 5 | 0.0% | 4 | 1 | 5 | 20.0% | 9 | 1 | 10 | 10.0% | 2 |
| Sweden | 15 | 1 | 16 | 6.3% | 15 | 2 | 17 | 11.8% | 30 | 3 | 33 | 9.1% | 5 |
| China | 26 | 4 | 30 | 13.3% | 45 | 3 | 48 | 6.3% | 71 | 7 | 78 | 9.0% | 12 |
| Russian Federation | 35 | 4 | 39 | 10.3% | 7 | 0 | 7 | 0.0% | 42 | 4 | 46 | 8.7% | 7 |
| Ireland | 13 | 2 | 15 | 13.3% | 20 | 1 | 21 | 4.8% | 33 | 3 | 36 | 8.3% | 5 |
| Bangladesh | 33 | 0 | 33 | 0.0% | 82 | 10 | 92 | 10.9% | 115 | 10 | 125 | 8.0% | 19 |
| Bolivia | 20 | 2 | 22 | 9.1% | 4 | 0 | 4 | 0.0% | 24 | 2 | 26 | 7.7% | 4 |
| Morocco | 4 | 0 | 4 | 0.0% | 20 | 2 | 22 | 9.1% | 24 | 2 | 26 | 7.7% | 4 |
| New Zealand | 10 | 0 | 10 | 0.0% | 2 | 1 | 3 | 33.3% | 12 | 1 | 13 | 7.7% | 2 |
| Chile | 13 | 1 | 14 | 7.1% | 0 | 0 | 0 | 0.0% | 13 | 1 | 14 | 7.1% | 2 |
| Namibia | 8 | 0 | 8 | 0.0% | 5 | 1 | 6 | 16.7% | 13 | 1 | 14 | 7.1% | 2 |
| Argentina | 16 | 0 | 16 | 0.0% | 12 | 2 | 14 | 14.3% | 28 | 2 | 30 | 6.7% | 5 |
| Italy | 4 | 0 | 4 | 0.0% | 24 | 2 | 26 | 7.7% | 28 | 2 | 30 | 6.7% | 5 |
| Croatia | 14 | 1 | 15 | 6.7% | 1 | 0 | 1 | 0.0% | 15 | 1 | 16 | 6.3% | 2 |
| Rwanda | 40 | 3 | 43 | 7.0% | 79 | 4 | 83 | 4.8% | 119 | 7 | 126 | 5.6% | 19 |
| Senegal | 3 | 0 | 3 | 0.0% | 34 | 2 | 36 | 5.6% | 37 | 2 | 39 | 5.1% | 6 |
| Spain | 5 | 0 | 5 | 0.0% | 15 | 1 | 16 | 6.3% | 20 | 1 | 21 | 4.8% | 3 |
| Egypt | 64 | 0 | 64 | 0.0% | 57 | 6 | 63 | 9.5% | 121 | 6 | 127 | 4.7% | 19 |
| Malaysia | 10 | 1 | 11 | 9.1% | 12 | 0 | 12 | 0.0% | 22 | 1 | 23 | 4.3% | 3 |
| Austria | 8 | 0 | 8 | 0.0% | 15 | 1 | 16 | 6.3% | 23 | 1 | 24 | 4.2% | 4 |
| Niger | 7 | 0 | 7 | 0.0% | 19 | 1 | 20 | 5.0% | 26 | 1 | 27 | 3.7% | 4 |
| Canada | 9 | 0 | 9 | 0.0% | 18 | 1 | 19 | 5.3% | 27 | 1 | 28 | 3.6% | 4 |
| Chad | 3 | 0 | 3 | 0.0% | 24 | 1 | 25 | 4.0% | 27 | 1 | 28 | 3.6% | 4 |
| Togo | 10 | 1 | 11 | 9.1% | 23 | 0 | 23 | 0.0% | 33 | 1 | 34 | 2.9% | 5 |
| Germany | 16 | 0 | 16 | 0.0% | 22 | 1 | 23 | 4.3% | 38 | 1 | 39 | 2.6% | 6 |
| Indonesia | 25 | 0 | 25 | 0.0% | 40 | 1 | 41 | 2.4% | 65 | 1 | 66 | 1.5% | 10 |

 Contributing 14% or more women peacekeepers
 Contributing 0.1% or more women peacekeepers
 Not contributing women peacekeepers

| Country | Military Observers | | | | Staff Officers | | | | Military Observers and Staff Officers | | | | |
|---|--------------------|--------|-------|-----------------|----------------|--------|-------|-----------------|---------------------------------------|--------|-------|-----------------|---------------------------------------|
| | Male | Female | Total | Per cent female | Male | Female | Total | Per cent female | Male | Female | Total | Per cent female | Number of women required to reach 15% |
| Algeria | 3 | 0 | 3 | 0.0% | 0 | 0 | 0 | 0.0% | 3 | 0 | 3 | 0.0% | 0 |
| Armenia | 0 | 0 | 0 | 0.0% | 2 | 0 | 2 | 0.0% | 2 | 0 | 2 | 0.0% | 0 |
| Belarus | 0 | 0 | 0 | 0.0% | 1 | 0 | 1 | 0.0% | 1 | 0 | 1 | 0.0% | 0 |
| Belgium | 1 | 0 | 1 | 0.0% | 7 | 0 | 7 | 0.0% | 8 | 0 | 8 | 0.0% | 1 |
| Bosnia and Herzegovina | 3 | 0 | 3 | 0.0% | 2 | 0 | 2 | 0.0% | 5 | 0 | 5 | 0.0% | 1 |
| Brunei Darussalam | 0 | 0 | 0 | 0.0% | 0 | 0 | 0 | 0.0% | 0 | 0 | 0 | 0.0% | 0 |
| Burkina Faso | 6 | 0 | 6 | 0.0% | 24 | 0 | 24 | 0.0% | 30 | 0 | 30 | 0.0% | 5 |
| Colombia | 2 | 0 | 2 | 0.0% | 1 | 0 | 1 | 0.0% | 3 | 0 | 3 | 0.0% | 0 |
| Congo | 5 | 0 | 5 | 0.0% | 10 | 0 | 10 | 0.0% | 15 | 0 | 15 | 0.0% | 2 |
| Cyprus | 0 | 0 | 0 | 0.0% | 2 | 0 | 2 | 0.0% | 2 | 0 | 2 | 0.0% | 0 |
| Djibouti | 1 | 0 | 1 | 0.0% | 0 | 0 | 0 | 0.0% | 1 | 0 | 1 | 0.0% | 0 |
| El Salvador | 7 | 0 | 7 | 0.0% | 7 | 0 | 7 | 0.0% | 14 | 0 | 14 | 0.0% | 2 |
| France | 2 | 0 | 2 | 0.0% | 49 | 0 | 49 | 0.0% | 51 | 0 | 51 | 0.0% | 8 |
| Gabon | 0 | 0 | 0 | 0.0% | 1 | 0 | 1 | 0.0% | 1 | 0 | 1 | 0.0% | 0 |
| Greece | 0 | 0 | 0 | 0.0% | 1 | 0 | 1 | 0.0% | 1 | 0 | 1 | 0.0% | 0 |
| Guinea | 11 | 0 | 11 | 0.0% | 19 | 0 | 19 | 0.0% | 30 | 0 | 30 | 0.0% | 5 |
| Iran (Islamic Republic of) | 3 | 0 | 3 | 0.0% | 1 | 0 | 1 | 0.0% | 4 | 0 | 4 | 0.0% | 1 |
| Kyrgyzstan | 1 | 0 | 1 | 0.0% | 0 | 0 | 0 | 0.0% | 1 | 0 | 1 | 0.0% | 0 |
| Liberia | 1 | 0 | 1 | 0.0% | 10 | 0 | 10 | 0.0% | 11 | 0 | 11 | 0.0% | 2 |
| Lithuania | 1 | 0 | 1 | 0.0% | 4 | 0 | 4 | 0.0% | 5 | 0 | 5 | 0.0% | 1 |
| Malta | 0 | 0 | 0 | 0.0% | 0 | 0 | 0 | 0.0% | 0 | 0 | 0 | 0.0% | 0 |
| Mauritania | 9 | 0 | 9 | 0.0% | 17 | 0 | 17 | 0.0% | 26 | 0 | 26 | 0.0% | 4 |
| Montenegro | 1 | 0 | 1 | 0.0% | 0 | 0 | 0 | 0.0% | 1 | 0 | 1 | 0.0% | 0 |
| Myanmar | 1 | 0 | 1 | 0.0% | 2 | 0 | 2 | 0.0% | 3 | 0 | 3 | 0.0% | 0 |
| Paraguay | 15 | 0 | 15 | 0.0% | 3 | 0 | 3 | 0.0% | 18 | 0 | 18 | 0.0% | 3 |
| Qatar | 0 | 0 | 0 | 0.0% | 2 | 0 | 2 | 0.0% | 2 | 0 | 2 | 0.0% | 0 |
| Serbia | 4 | 0 | 4 | 0.0% | 8 | 0 | 8 | 0.0% | 12 | 0 | 12 | 0.0% | 2 |
| Slovenia | 3 | 0 | 3 | 0.0% | 0 | 0 | 0 | 0.0% | 3 | 0 | 3 | 0.0% | 0 |
| Switzerland | 17 | 0 | 17 | 0.0% | 6 | 0 | 6 | 0.0% | 23 | 0 | 23 | 0.0% | 3 |
| The former Yugoslav Republic of Macedonia | 0 | 0 | 0 | 0.0% | 1 | 0 | 1 | 0.0% | 1 | 0 | 1 | 0.0% | 0 |
| Turkey | 2 | 0 | 2 | 0.0% | 2 | 0 | 2 | 0.0% | 4 | 0 | 4 | 0.0% | 1 |
| Ukraine | 15 | 0 | 15 | 0.0% | 5 | 0 | 5 | 0.0% | 20 | 0 | 20 | 0.0% | 3 |

 Contributing 14% or more women peacekeepers
 Contributing 0.1 % or more women peacekeepers
 Not contributing women peacekeepers